

Fund facts

as at June 30, 2024

Asset class: Foreign equity

Fund code: USLVP

Asset category: U.S. equity

Fund inception date: November 2014

Segregated fund size: \$15.52 million

Total fund operating expenses

2023	2022	2021
0.033%	0.033%	0.033%

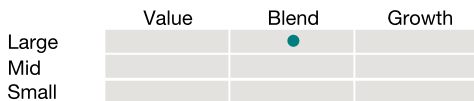
Volatility meter

The fund has average volatility relative to all asset classes.



The fund is less volatile than the average within the fund's asset class.

Equity style and capitalization overview



The fund is invested in large-capitalization, blend stocks on average.

Investment manager

[Putnam Investments](#)

Investment management style

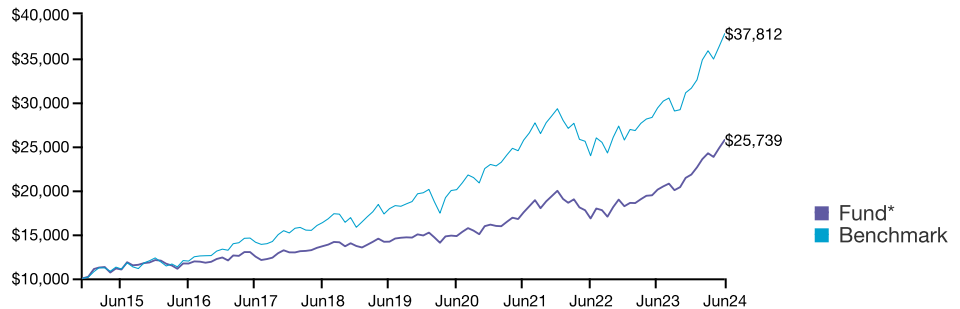
The Fund uses a low volatility, sector neutral investment process targeting low beta stocks. The Fund will sell short term index calls and buy long term index puts to help reduce the return volatility of the fund.

Fund objective

The Fund seeks to provide long term capital growth with lower volatility than the S&P 500 index over a full market cycle by investing primarily in U.S. equities.

Historical performance as at June 30, 2024

This graph shows how a \$10,000 investment in this fund, on November 16, 2014 would be worth \$25,739 on June 15, 2024; compared to the benchmark which would be worth \$37,812 over that time period. Benchmark: 100% S&P 500 Index



Compound returns as at June 30, 2024

	3 mth	1 year	2 year**	3 year**	4 year**	5 year**	10 year**
Fund*	6.30%	28.19%	23.76%	13.72%	14.84%	12.68%	n/a
Benchmark	5.45%	28.80%	25.70%	13.74%	17.15%	16.11%	15.72%

** Stated on an annualized basis

Calendar year returns

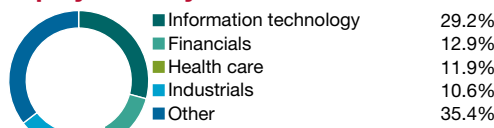
	YTD	2023	2022	2021	2020	2019
Fund*	18.13%	19.76%	-8.79%	23.88%	8.30%	8.72%
Benchmark	19.64%	22.90%	-12.16%	27.61%	16.32%	24.84%

* Any performance shown prior to the fund's inception date is that of the underlying fund and is considered representative of this fund's performance.

Composition



Equity industry



Geographic split



Top holdings as at June 30, 2024

NVIDIA Corp.	7.8%
Microsoft Corp.	5.1%
Apple Inc.	4.4%
Alphabet Inc. Cl A	4.0%
Meta Platforms Inc. Cl A	3.8%
Berkshire Hathaway Inc. Cl B New	2.9%
JPMorgan Chase & Co.	2.6%
Qualcomm Inc.	2.1%
Amazon.com Inc.	2.0%
Coca-Cola Co. (The)	1.9%
Total	36.6%

Fund reports are produced by Transmission Media. Canada Life and design are trademarks of The Canada Life Assurance Company. The investment funds described in this report are Canada Life segregated funds. The fund operating expenses shown do not include applicable taxes. The indicated fund performance reflects changes in unit value and reinvestment of all distributions and is after deduction of all fund operating expenses and applicable taxes, but before deduction of investment management fees and applicable taxes. The historical performance shown is that of the Canada Life segregated fund or the underlying third-party fund. Past performance doesn't indicate future performance. For more information on the fund, call us at 1-800-724-3402.