

**Fund facts**

as at June 30, 2024

**Asset class:** Foreign equity

**Fund code:** TRGE

**Asset category:** Global equity

**Fund inception date:** March 1996

**Segregated fund size:** \$1.11 billion

**Underlying fund:** Invesco Global Companies Fund

**Underlying fund size:** \$3.71 billion

**Total fund operating expenses**

2023	2022	2021
0.033%	0.033%	0.033%

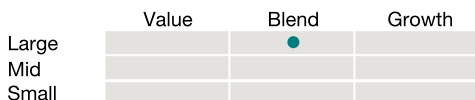
**Volatility meter**

The fund has average volatility relative to all asset classes.



The fund has average volatility relative to the fund's asset class.

**Equity style and capitalization overview**



The fund is invested in large-capitalization, blend stocks on average.

**Investment manager**

[Invesco Canada Ltd.](#)

**Investment management style**

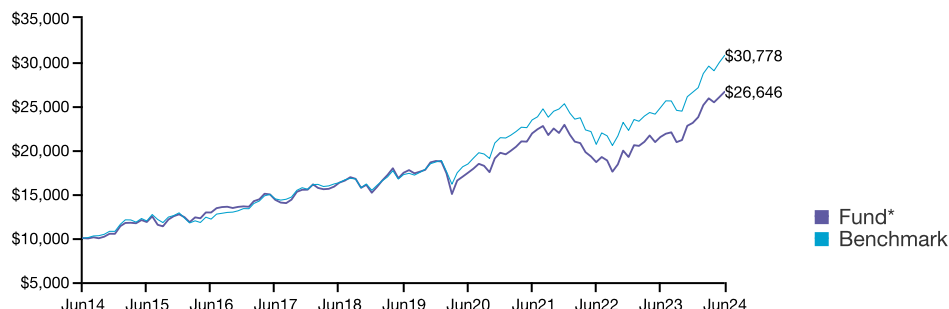
Through intense company research, the investment team develops a unique business thesis that is yet unrecognized by other investors. When choosing companies, the team looks for those whose technology, entrepreneurship, and inventiveness give them a competitive advantage in the global marketplace.

**Fund objective**

Achieve strong capital growth with a high degree of reliability over the long term. The Fund invests in stocks of leading companies anywhere in the world; location is a secondary consideration as companies in this Fund generate their revenue globally.

**Historical performance as at June 30, 2024**

This graph shows how a \$10,000 investment in this fund, on June 16, 2014 would be worth \$26,646 on June 15, 2024; compared to the benchmark which would be worth \$30,778 over that time period. Benchmark: 100% MSCI AC World Index<sup>1</sup>



**Compound returns as at June 30, 2024**

	3 mth	1 year	2 year**	3 year**	4 year**	5 year**	10 year**
Fund*	2.93%	23.98%	19.57%	6.76%	11.20%	8.86%	10.30%
Benchmark	4.16%	24.01%	22.07%	9.52%	13.69%	12.31%	11.90%

\*\* Stated on an annualized basis

**Calendar year returns**

	YTD	2023	2022	2021	2020	2019
Fund*	15.39%	20.17%	-16.01%	16.13%	4.99%	23.82%
Benchmark	15.79%	19.51%	-12.00%	18.02%	14.77%	20.86%

\* Any performance shown prior to the fund's inception date is that of the underlying fund and is considered representative of this fund's performance.

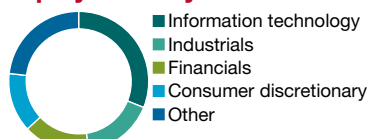
**Composition**



**Top holdings as at June 30, 2024**

Microsoft Corp.	6.1%
Amazon.com Inc.	3.7%
Apple Inc.	3.1%
3i Group PLC Ord Gbp0.738636	2.8%
UnitedHealth Group Inc.	2.7%
Berkshire Hathaway Inc. Cl B New	2.6%
Coca-Cola Co. (The)	2.4%
Alphabet Inc. Cl A	2.4%
Constellation Software Inc.	2.4%
Mastercard Inc. Cl A	2.4%
<b>Total</b>	<b>30.6%</b>

**Equity industry**



**Geographic split**



Fund reports are produced by Transmission Media. Canada Life and design are trademarks of The Canada Life Assurance Company. The investment funds described in this report are Canada Life segregated funds. The fund operating expenses shown do not include applicable taxes. The indicated fund performance reflects changes in unit value and reinvestment of all distributions and is after deduction of all fund operating expenses and applicable taxes, but before deduction of investment management fees and applicable taxes. The historical performance shown is that of the Canada Life segregated fund or the underlying third-party fund. Past performance doesn't indicate future performance. For more information on the fund, call us at 1-800-724-3402.

<sup>1</sup> The blended returns are calculated by The Canada Life Assurance Company using end of day index level values licensed from MSCI (“MSCI Data”). For the avoidance of doubt, MSCI is not the benchmark “administrator” for, or a “contributor”, “submitter” or “supervised contributor” to, the blended returns, and the MSCI Data is not considered a “contribution” or “submission” in relation to the blended returns, as those terms may be defined in any rules, laws, regulations, legislation or international standards. MSCI Data is provided “AS IS” without warranty or liability and no copying or distribution is permitted. MSCI does not make any representation regarding the advisability of any investment or strategy and does not sponsor, promote, issue, sell or otherwise recommend or endorse any investment or strategy, including any financial products or strategies based on, tracking or otherwise utilizing any MSCI Data, models, analytics or other materials or information.