

**Fund facts**

as at June 30, 2024

**Asset class:** Canadian equity

**Fund code:** S176

**Asset category:** Canadian equity

**Fund inception date:** January 2004

**Segregated fund size:** \$299.93 million

**Underlying fund:** Fidelity True North® Fund

**Underlying fund size:** \$5.49 billion

**Total fund operating expenses**

2023	2022	2021
0.033%	0.033%	0.033%

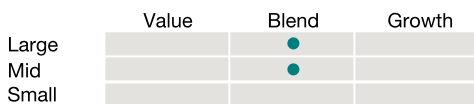
**Volatility meter**

The fund has average volatility relative to all asset classes.



The fund has average volatility relative to the fund's asset class.

**Equity style and capitalization overview**



The fund is invested in mid-to-large-capitalization, blend stocks on average.

**Investment manager**

[Fidelity Investments Canada](#)

**Investment management style**

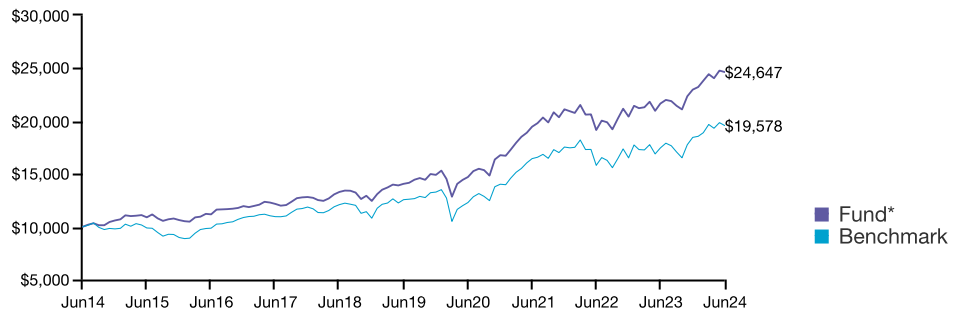
The Fidelity True North® Fund seeks long-term capital growth and invests primarily in equity securities of Canadian companies.

**Fund objective**

To achieve long-term capital growth by investing primarily in Canadian equity securities.

**Historical performance as at June 30, 2024**

This graph shows how a \$10,000 investment in this fund, on June 16, 2014 would be worth \$24,647 on June 15, 2024; compared to the benchmark which would be worth \$19,578 over that time period. Benchmark: 100% S&P/TSX Capped Composite Index



**Compound returns as at June 30, 2024**

	3 mth	1 year	2 year**	3 year**	4 year**	5 year**	10 year**
Fund*	0.82%	13.77%	13.43%	8.17%	13.78%	11.88%	9.44%
Benchmark	-0.53%	12.13%	11.27%	5.98%	12.35%	9.28%	6.95%

\*\* Stated on an annualized basis

**Calendar year returns**

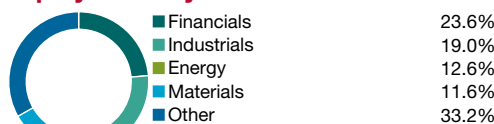
	YTD	2023	2022	2021	2020	2019
Fund*	7.24%	12.51%	-3.29%	25.91%	12.49%	19.85%
Benchmark	6.05%	11.75%	-5.84%	25.09%	5.60%	22.88%

\* Any performance shown prior to the fund's inception date is that of the underlying fund and is considered representative of this fund's performance.

**Composition**



**Equity industry**



**Geographic split**



**Top holdings as at June 30, 2024**

Royal Bank of Canada	5.1%
Canadian Natural Resources Ltd.	4.2%
Canadian National Railwaypany	3.8%
Agnico-Eagle Mines Ltd.	3.6%
SNC-Lavalin Group Inc.	3.4%
Rogers Communications Inc. Cl B Non Vtg	3.4%
Fairfax Financial Holdings Ltd. Sub Vtg	3.3%
Constellation Software Inc.	3.2%
Intact Financial Corporation	3.1%
Alimentation Couche-Tard Inc.	3.0%
<b>Total</b>	<b>36.1%</b>

Fund reports are produced by Transmission Media. Canada Life and design are trademarks of The Canada Life Assurance Company. The investment funds described in this report are Canada Life segregated funds. The fund operating expenses shown do not include applicable taxes. The indicated fund performance reflects changes in unit value and reinvestment of all distributions and is after deduction of all fund operating expenses and applicable taxes, but before deduction of investment management fees and applicable taxes. The historical performance shown is that of the Canada Life segregated fund or the underlying third-party fund. Past performance doesn't indicate future performance. For more information on the fund, call us at 1-800-724-3402.