

**Fund facts**

as at June 30, 2024

**Asset class:** Special equity

**Fund code:** LPMM

**Asset category:** Specialty

**Fund inception date:** July 1998

**Segregated fund size:** \$127.36 million

**Underlying fund:** Canada Life Precious Metals Fund

**Underlying fund size:** \$159.97 million

**Total fund operating expenses**

2023	2022	2021
0.083%	0.073%	0.063%

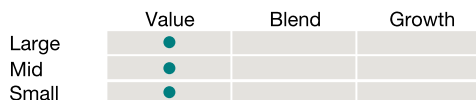
**Volatility meter**

The fund is more volatile than the average across all asset classes.



The fund is more volatile than the average within the fund's asset class.

**Equity style and capitalization overview**



The fund is invested in all capitalization, value stocks on average.

**Investment manager**

[Mackenzie Investments](#)

**Investment management style**

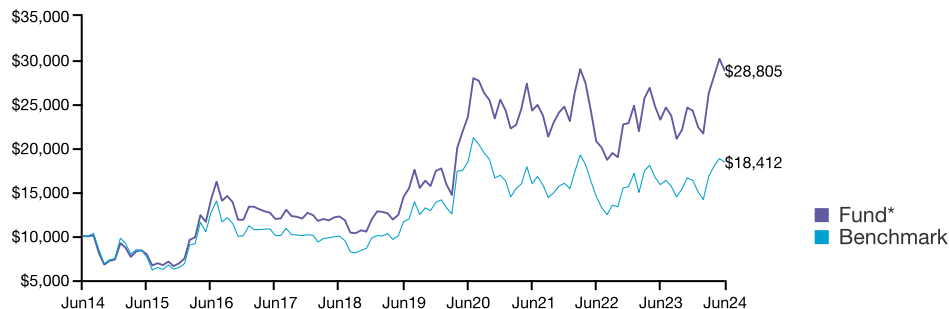
The Mackenzie Resource Team has a multi-level, flexible investment approach driven by an experienced, diverse team, combines top-down macroeconomic analysis with bottom-up stock selection. Macro analysis helps determine thematic tilt and sub-sector positioning.

**Fund objective**

To provide long-term capital appreciation. This Fund invests primarily in precious metals and minerals and equity or other securities of companies engaged in the precious metals or precious mineral business.

**Historical performance as at June 30, 2024**

This graph shows how a \$10,000 investment in this fund, on June 16, 2014 would be worth \$28,805 on June 15, 2024; compared to the benchmark which would be worth \$18,412 over that time period. Benchmark: 100% S&P/TSX Global Gold Index



**Compound returns as at June 30, 2024**

	3 mth	1 year	2 year**	3 year**	4 year**	5 year**	10 year**
Fund*	9.73%	24.00%	17.72%	5.88%	5.13%	14.78%	11.16%
Benchmark	9.60%	16.18%	12.59%	4.82%	-0.03%	9.61%	6.29%

\*\* Stated on an annualized basis

**Calendar year returns**

	YTD	2023	2022	2021	2020	2019
Fund*	18.80%	6.14%	-7.56%	-3.16%	46.49%	46.16%
Benchmark	12.70%	4.58%	-2.41%	-5.34%	22.10%	41.31%

\* Any performance shown prior to the fund's inception date is that of the underlying fund and is considered representative of this fund's performance.

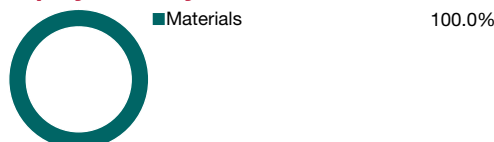
**Composition**



**Top holdings as at June 30, 2024**

Agnico-Eagle Mines Ltd.	10.1%
Barrick Gold Corporation	4.7%
Alamos Gold Inc. Com Cl A	4.3%
Gold Fields Ltd.	4.3%
Karora Resources Inc. Com New	3.8%
Northern Star Resources Ltd. Shs	3.5%
Lundin Gold Inc.	3.4%
Gatos Silver, Inc.	3.3%
Pan American Silver Corp.	3.1%
Bellevue Gold Limited Ordinary Fully Paid	3.1%
<b>Total</b>	<b>43.6%</b>

**Equity industry**



**Geographic split**



Fund reports are produced by Transmission Media. Canada Life and design are trademarks of The Canada Life Assurance Company. The investment funds described in this report are Canada Life segregated funds. The fund operating expenses shown do not include applicable taxes. The indicated fund performance reflects changes in unit value and reinvestment of all distributions and is after deduction of all fund operating expenses and applicable taxes, but before deduction of investment management fees and applicable taxes. The historical performance shown is that of the Canada Life segregated fund or the underlying third-party fund. Past performance doesn't indicate future performance. For more information on the fund, call us at 1-800-724-3402.