

Fund facts

as at June 30, 2024

Asset class: Canadian equity

Fund code: LDVDG

Asset category: Canadian dividend and large cap

Fund inception date: March 2000


Segregated fund size: \$483.13 million

Total fund operating expenses

2023	2022	2021
0.033%	0.033%	0.033%

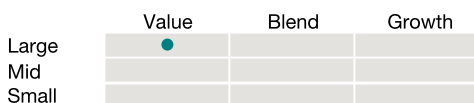
Volatility meter

The fund has average volatility relative to all asset classes.



The fund has average volatility relative to the fund's asset class.

Equity style and capitalization overview



The fund is invested in large-capitalization, value stocks on average.

Investment manager

[Mackenzie Investments](#)

Investment management style

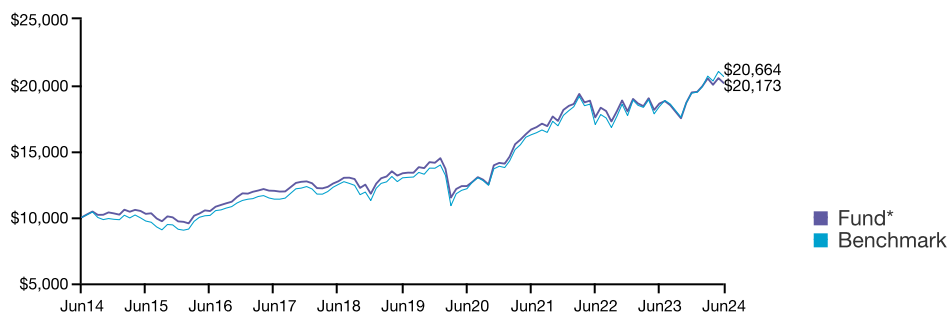
The Mackenzie GLC Team blends top-down macro-level analysis with fundamental bottom-up stock analysis. We seek to identify industry risks, competitive opportunities and macro trends to influence sector allocations.

Fund objective

To provide above-average dividend income and long-term capital growth. This Fund invests primarily in shares of Canadian companies offering an attractive dividend yield.

Historical performance as at June 30, 2024

This graph shows how a \$10,000 investment in this fund, on June 16, 2014 would be worth \$20,173 on June 15, 2024; compared to the benchmark which would be worth \$20,664 over that time period. Benchmark: 100% S&P/TSX Dividend Index



Compound returns as at June 30, 2024

	3 mth	1 year	2 year**	3 year**	4 year**	5 year**	10 year**
Fund*	-1.72%	8.35%	7.15%	6.60%	13.01%	8.63%	7.27%
Benchmark	-0.17%	12.36%	10.15%	8.34%	14.16%	9.72%	7.53%


** Stated on an annualized basis

Calendar year returns

	YTD	2023	2022	2021	2020	2019
Fund*	3.65%	7.97%	-0.63%	28.42%	-0.05%	19.91%
Benchmark	6.44%	9.63%	-0.09%	27.82%	1.08%	21.71%

* Any performance shown prior to the fund's inception date is that of the underlying fund and is considered representative of this fund's performance.

Composition



Equity industry



Geographic split



Top holdings as at June 30, 2024

Royal Bank of Canada	7.4%
Toronto-Dominion Bank Com New	5.9%
Canadian Natural Resources Ltd.	4.5%
Bank of Montreal	4.4%
Sun Life Financial Inc.	4.0%
Telus Corp.	3.6%
TC Energy Corp.	3.4%
Enbridge Inc.	3.3%
Canadian Pacific Kansas City Limited	3.3%
Manulife Financial Corporation	3.1%
Total	42.9%