

Fund facts

as at June 30, 2024

Asset class: Foreign equity

Fund code: LAEM

Asset category: U.S. equity

Fund inception date: July 1998

Segregated fund size: \$392.86 million

Underlying fund: Canada Life US All Cap Growth Fund

Underlying fund size: \$2.12 billion

Total fund operating expenses

2023	2022	2021
0.073%	0.063%	0.073%

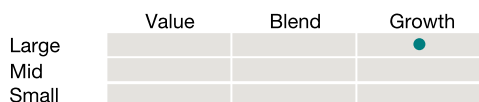
Volatility meter

The fund is more volatile than the average across all asset classes.



The fund is more volatile than the average within the fund's asset class.

Equity style and capitalization overview



The fund is invested in large-capitalization, growth stocks on average.

Investment manager

[Putnam Investments](#)

Investment management style

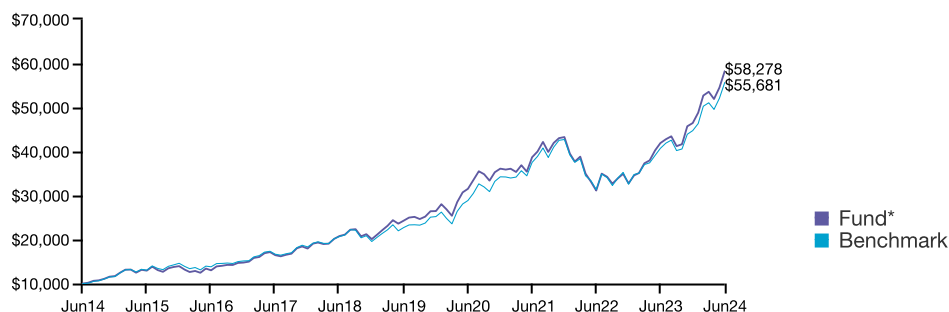
The Fund manager constructs a US Growth portfolio by combining a top-down thematic perspective with bottom-up fundamental research. The Fund is broadly diversified across all sectors. Industry and sector allocations are determined through thematic views and fundamental security analysis. The Fund will invest in stocks in the US.

Fund objective

The Fund seeks to provide long-term capital growth by investing primarily in US equities.

Historical performance as at June 30, 2024

This graph shows how a \$10,000 investment in this fund, on June 16, 2014 would be worth \$58,278 on June 15, 2024; compared to the benchmark which would be worth \$55,681 over that time period. Benchmark: 100% Russell 3000 Growth Index



Compound returns as at June 30, 2024

	3 mth	1 year	2 year**	3 year**	4 year**	5 year**	10 year**
Fund*	8.78%	39.02%	36.82%	14.62%	16.60%	19.14%	19.28%
Benchmark	9.00%	36.72%	33.25%	14.06%	17.85%	19.65%	18.73%

** Stated on an annualized basis

Calendar year returns

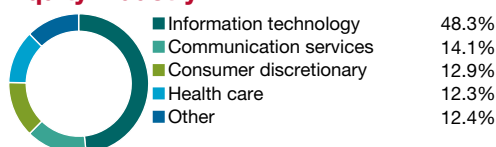
	YTD	2023	2022	2021	2020	2019
Fund*	25.41%	41.91%	-24.36%	19.90%	36.43%	31.71%
Benchmark	24.42%	37.42%	-23.80%	24.78%	35.84%	28.98%

* Any performance shown prior to the fund's inception date is that of the underlying fund and is considered representative of this fund's performance.

Composition



Equity industry



Geographic split



Top holdings as at June 30, 2024

NVIDIA Corp.	10.7%
Microsoft Corp.	9.2%
Apple Inc.	8.3%
Amazon.com Inc.	7.5%
Alphabet Inc. Cap Stk Cl C	4.9%
Meta Platforms Inc. Cl A	3.7%
Broadcom Inc.	3.6%
Eli Lilly & Co.	2.9%
Mastercard Inc. Cl A	2.1%
Netflix Inc.	1.9%
Total	54.8%

Fund reports are produced by Transmission Media. Canada Life and design are trademarks of The Canada Life Assurance Company. The investment funds described in this report are Canada Life segregated funds. The fund operating expenses shown do not include applicable taxes. The indicated fund performance reflects changes in unit value and reinvestment of all distributions and is after deduction of all fund operating expenses and applicable taxes, but before deduction of investment management fees and applicable taxes. The historical performance shown is that of the Canada Life segregated fund or the underlying third-party fund. Past performance doesn't indicate future performance. For more information on the fund, call us at 1-800-724-3402.