

## Fund facts

as at June 30, 2024

**Asset class:** Canadian equity

**Fund code:** CEJF

**Asset category:** Canadian equity

**Fund inception date:** November 2001

**Segregated fund size:** \$637.26 million

**Underlying fund:** Jarislowsky Fraser

Canadian Equity Fund

**Underlying fund size:** \$4.7 billion

## Total fund operating expenses

2023	2022	2021
0.037%	0.037%	0.037%

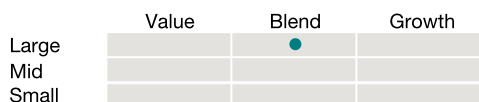
## Volatility meter

The fund has average volatility relative to all asset classes.



The fund has average volatility relative to the fund's asset class.

## Equity style and capitalization overview



The fund is invested in large-capitalization, blend stocks on average.

## Investment manager

[Jarislowsky Fraser Global Investment Management](#)

## Investment management style

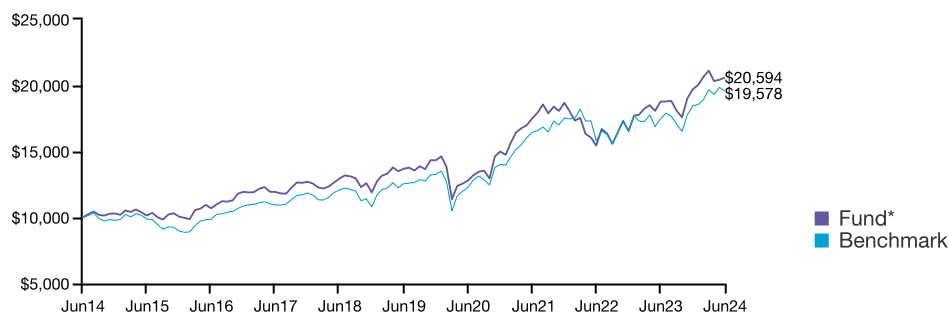
The firm constructs diversified, high quality portfolios designed to protect existing capital and achieve long-term growth. The investment model aims to produce consistent, above-average investment returns through changing economic environments, and to be effective at minimizing volatility in today's global markets.

## Fund objective

The Fund seeks to obtain long-term capital gains by investing primarily in Canadian equities.

## Historical performance as at June 30, 2024

This graph shows how a \$10,000 investment in this fund, on June 16, 2014 would be worth \$20,594 on June 15, 2024; compared to the benchmark which would be worth \$19,578 over that time period. Benchmark: 100% S&P/TSX Composite Index



## Compound returns as at June 30, 2024

	3 mth	1 year	2 year**	3 year**	4 year**	5 year**	10 year**
Fund*	-2.55%	9.70%	15.45%	5.57%	12.63%	8.51%	7.49%
Benchmark	-0.53%	12.13%	11.27%	5.98%	12.35%	9.28%	6.95%

\*\* Stated on an annualized basis

## Calendar year returns

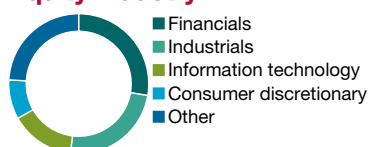
	YTD	2023	2022	2021	2020	2019
Fund*	4.48%	19.11%	-11.49%	24.64%	4.59%	20.48%
Benchmark	6.05%	11.75%	-5.84%	25.09%	5.60%	22.88%

\* Any performance shown prior to the fund's inception date is that of the underlying fund and is considered representative of this fund's performance.

## Composition



## Equity industry



## Geographic split



## Top holdings as at June 30, 2024

Canadian National Railwaypany	6.6%
Brookfield Corporation VtgCl A	6.0%
SNC-Lavalin Group Inc.	4.6%
Bank of Nova Scotia (The)	4.2%
WSP Global Inc.	3.7%
Alimentation Couche-Tard Inc.	3.5%
TC Energy Corp.	3.5%
Intact Financial Corporation	3.4%
Thomson Reuters Corp. Com No Par	3.3%
Bank of Montreal	3.3%
<b>Total</b>	<b>42.1%</b>